



TOWN OF WEST SENECA

JOHN A. GULLO
CODE ENFORCEMENT OFFICER,
CFEI, CHS-IV, CDP-I

"BUILDING SAFETY IS NO ACCIDENT"

TOWN SUPERVISOR
WALLACE C. PIOTROWSKI
TOWN COUNCIL
SHEILA M. MEEGAN
DALE F. CLARKE

January 30, 2018

West Seneca Town Board
1250 Union Road
West Seneca, NY 14224

Dear Honorable Town Board Members:

I hereby submit my building report for the year end of 2017. Attached are the permits issued by this department, along with the fees and estimated construction costs.

The enclosed applications for the building permits were determined to comply with the New York State Uniform Fire Prevention and Building Code and Town Zoning Ordinance.

Respectfully submitted,

John A. Gullo
Senior Code Enforcement Officer

JAG:sal
Attach.

01/30/2018

Fee Summary Report

Fee Date From January 01, 2017 to December 31, 2017

Fee Group : Building Dept
Municipality : Unknown, West Seneca

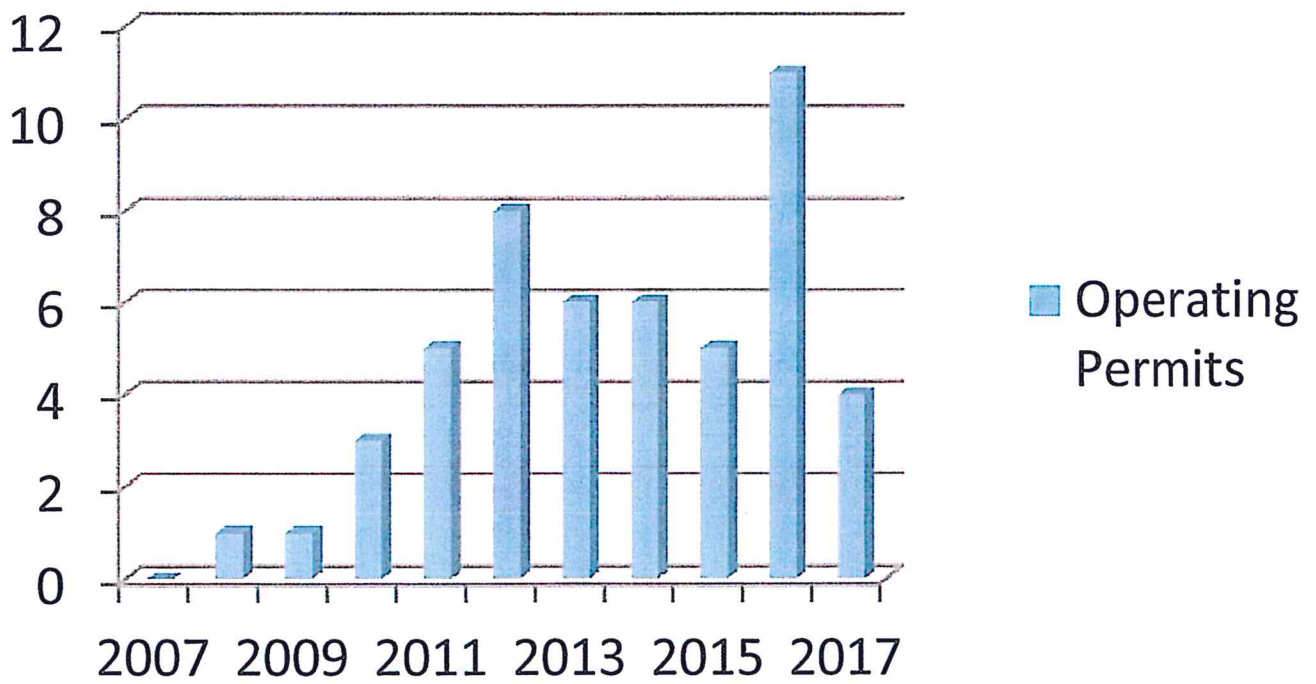
Fee Group Fee Type	Count	Amount
Building Dept		
Accessory Structures	125	\$5,233.90
Commercial	67	\$54,273.40
Commercial Additions	12	\$3,969.00
Demolition Work	13	\$685.00
Electrical	638	\$86,885.20
Electrical Re-Inspection	12	\$515.00
Fireworks	4	\$250.00
Generator	39	\$585.00
Liquid Containers	2	\$150.00
Misc. Construction	4	\$1,789.01
One Or Two Family	38	\$26,909.50
Parking Areas	89	\$1,388.00
Private Garages	14	\$1,635.90
Re-Roof/Siding	358	\$14,090.00
Renewal	2	\$35.00
Res. Additions	366	\$15,349.20
Resident Repairs/Alter.	105	\$5,430.00
Sign Permit Fee	73	\$11,306.65
Special Events	2	\$0.00
Swimming Pool	75	\$8,104.00
Temp Sign	55	\$5,330.00
Tower Special Permit	5	\$10,700.00
Total for Building Dept	2,098	\$254,613.76
Grand Total :	2,098	\$254,613.76

NYS Annual Code Administration and Enforcement Report

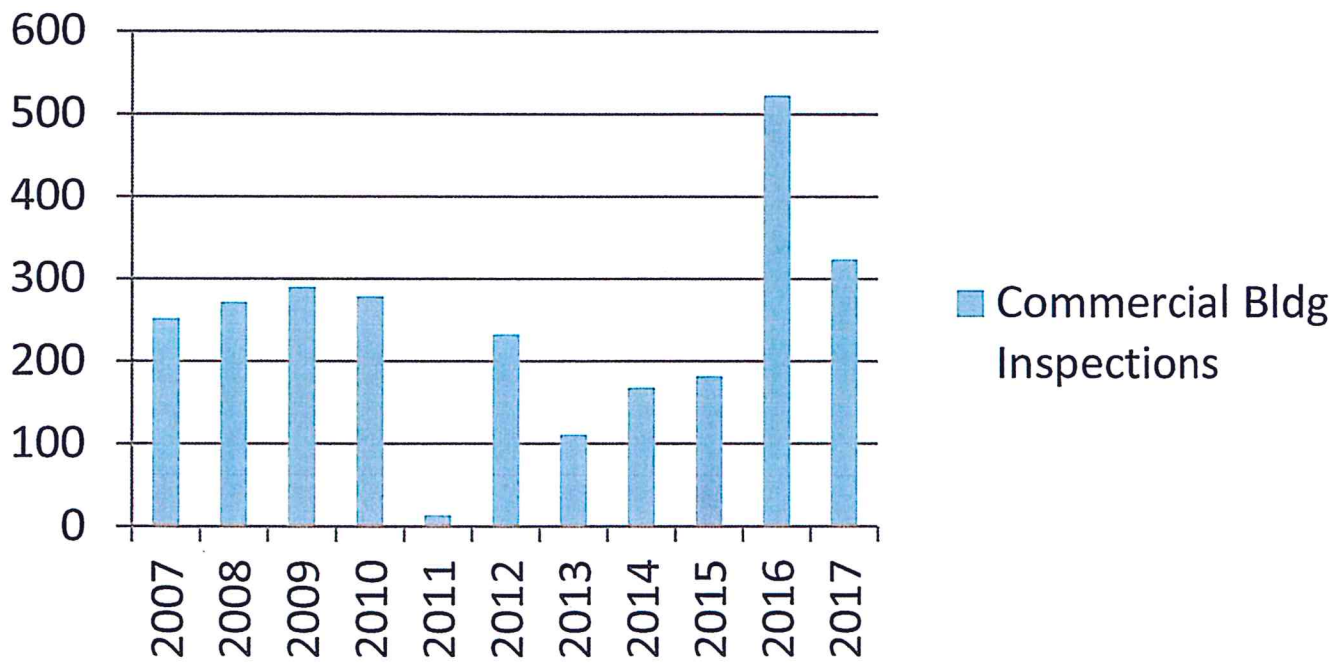
<i>Year</i>	<i>Stop Work Orders</i>	<i>Operating Permits</i>	<i>Places of assembly Inspections</i>	<i>Commercial Bldg Inspections</i>	<i>Multiple Dwelling Inspec.</i>	<i>Code Complaints Inspected</i>
2007	3	0	126	252	15	200
2008	2	1	180	272	15	250
2009	9	1	181	290	150	800
2010	12	3	15	279	13	859
2011	15	5	15	14	18	450
2012	25	8	45	233	145	950
2013	29	6	37	111	21	1254
2014	62	6	48	168	66	1305
2015	3	5	42	182	21	1364
2016	4	11	46	523	17	3586
2017	16	4	16	324	321	4342

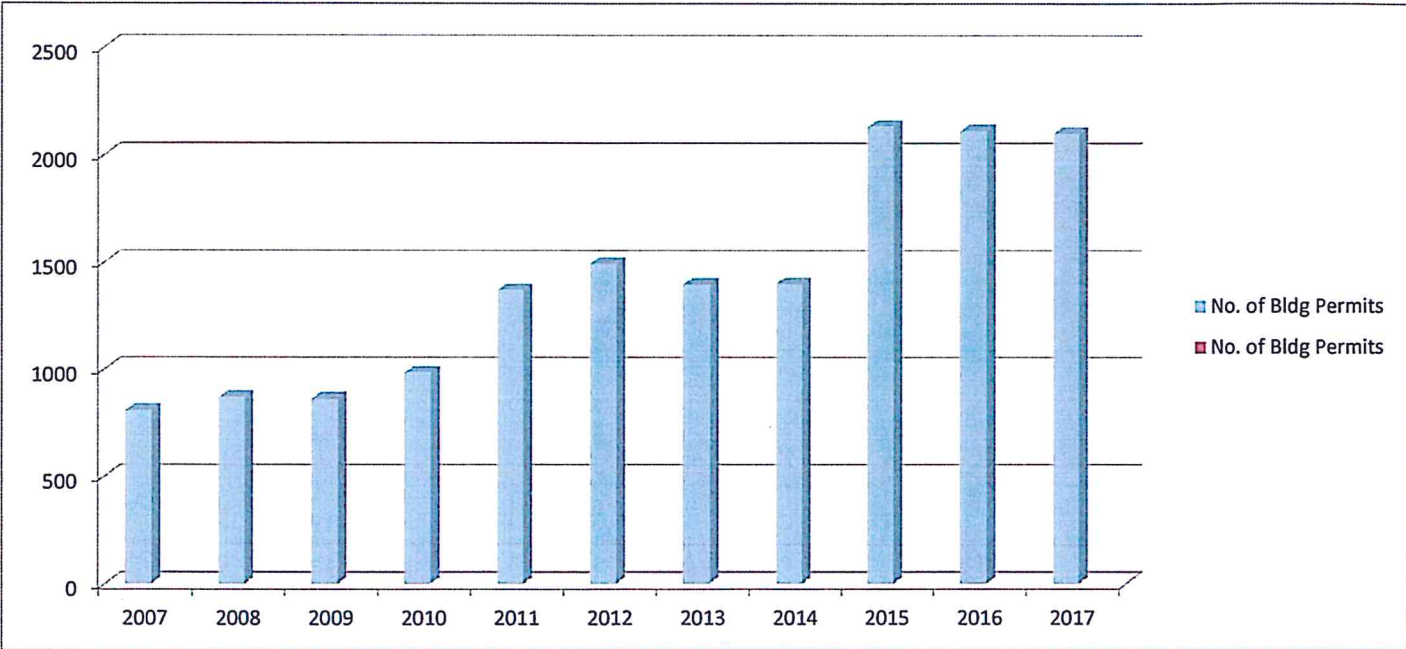
<i>No. of Bldg Permits</i>	<i>No. of Bldg Inspec. Approx.</i>	<i>Electrical Permits(W.S.)</i>	<i>Electrical Permits (O.P.)</i>	<i>Plumbing/Sewer Permits</i>	<i>Updated 2012 Total No. of Assembly</i>	<i>Commercial</i>	<i>Multiple Dwellings</i>
808	3232			189	256	1409	3873 units - 458 buildings
869	3476			204			
861	3444			164			
984	3936			340			
1370	5480			248			
1493	5490			282			
1398	1218			311			
1400	1328			327	256	1409	3873 units - 458 buildings
2133	2395			204	256	1421	4009 units - 554 buildings
2112	1718	1361	795	410	256	1421	
2098	2650	650	503	307	256	1421	321 units - 42 buildings

Operating Permits

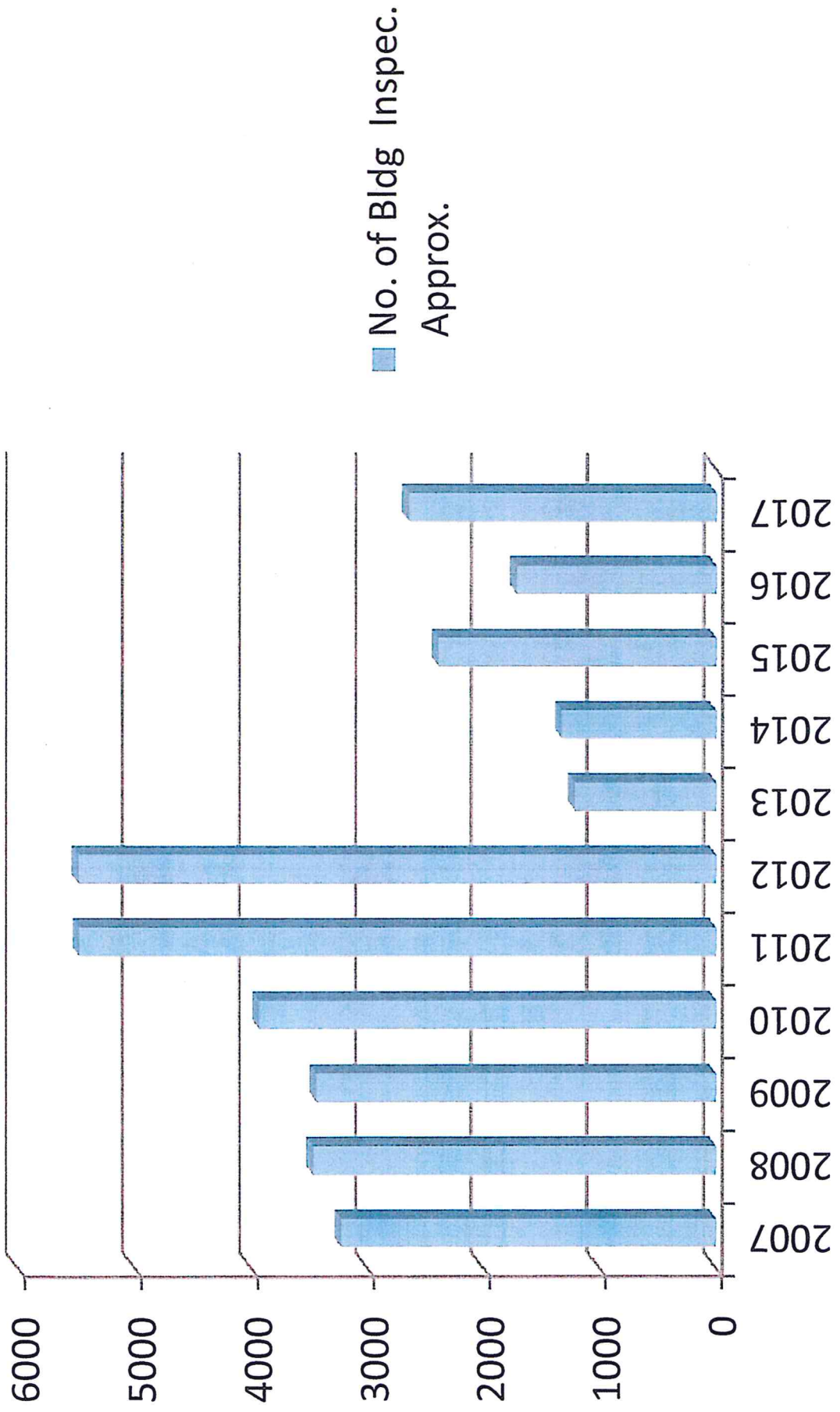


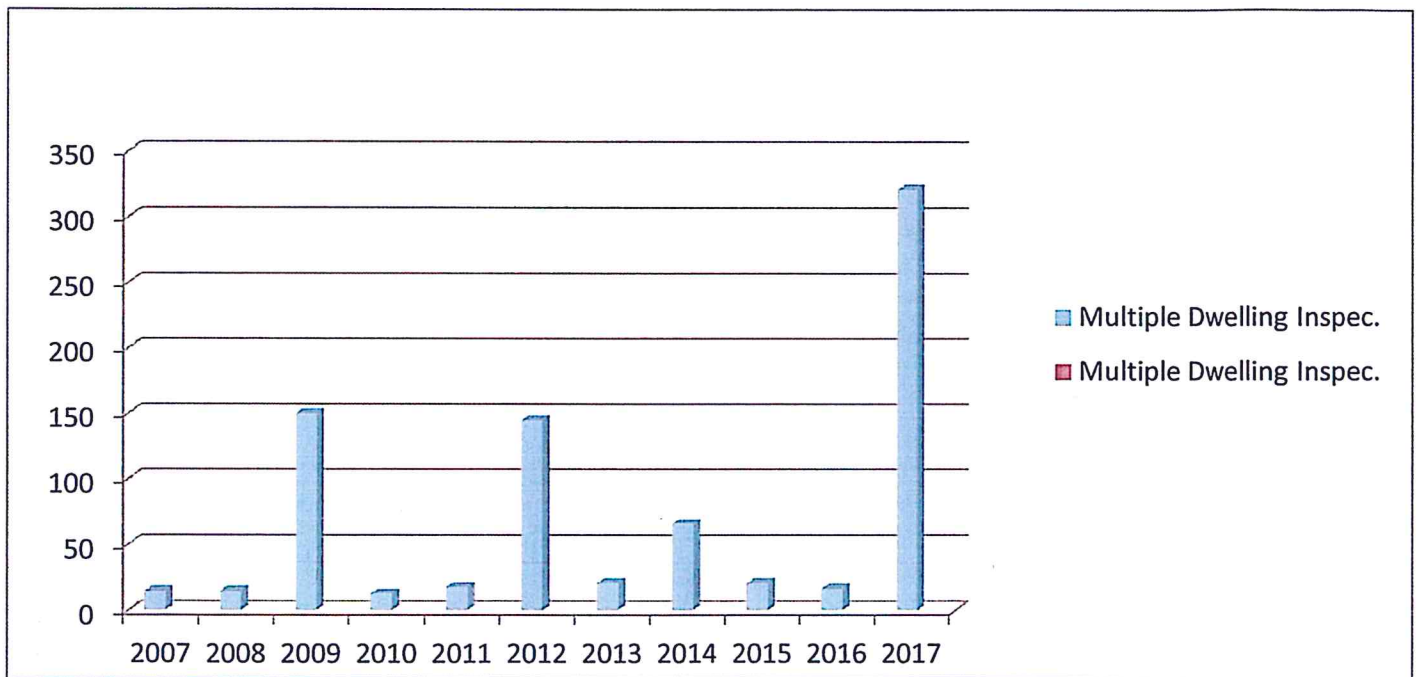
Commercial Bldg Inspections



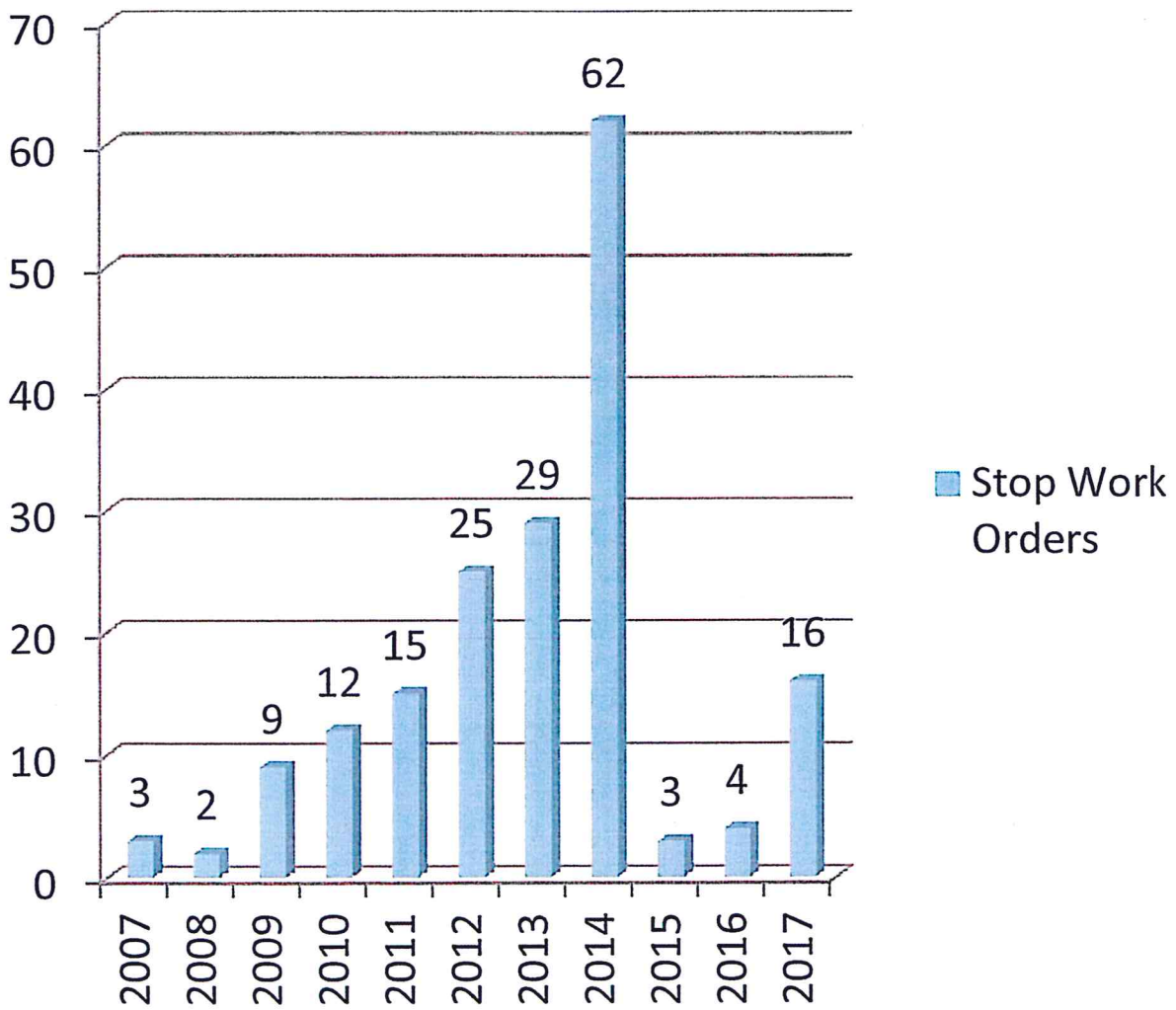


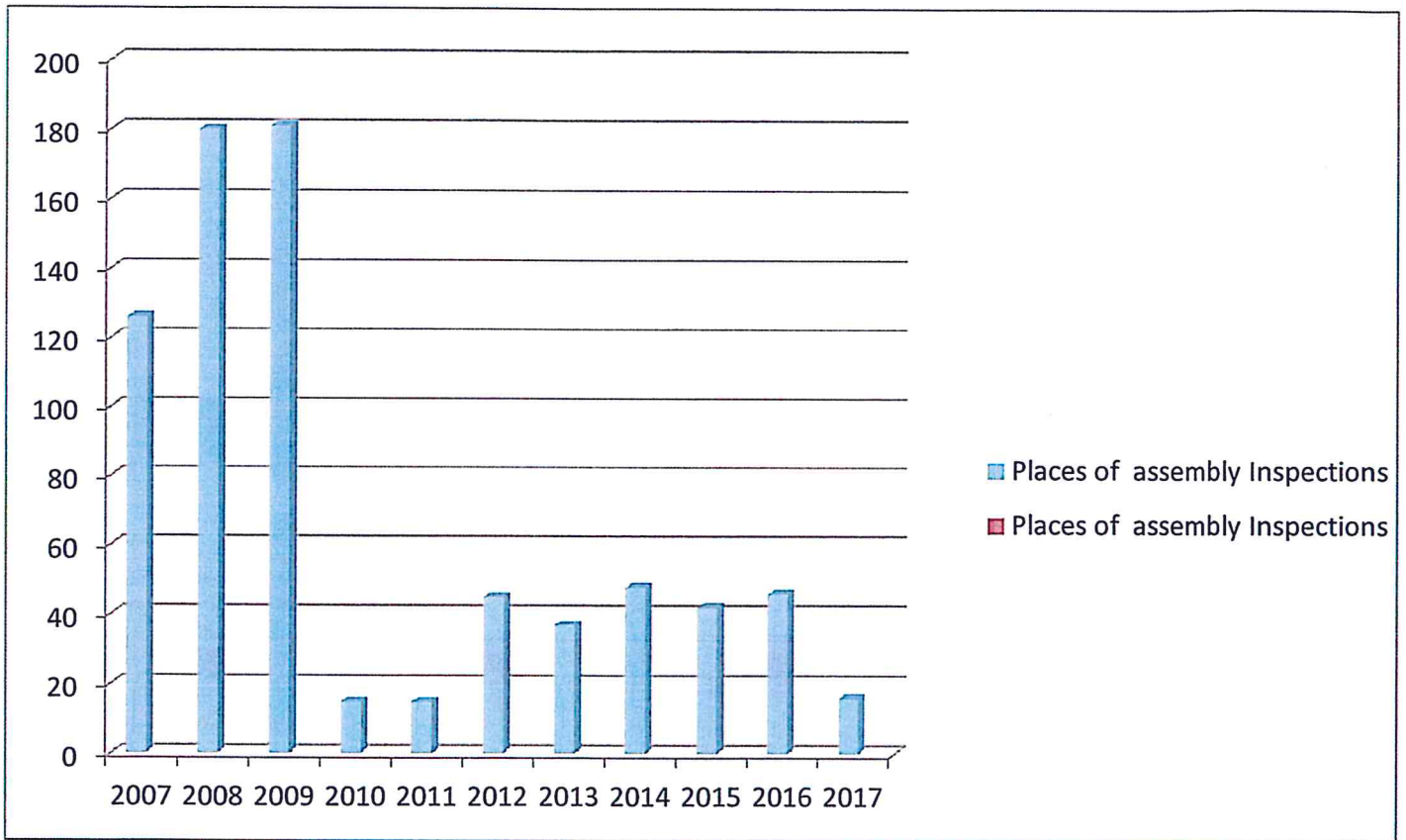
No. of Bldg Inspec. Approx.



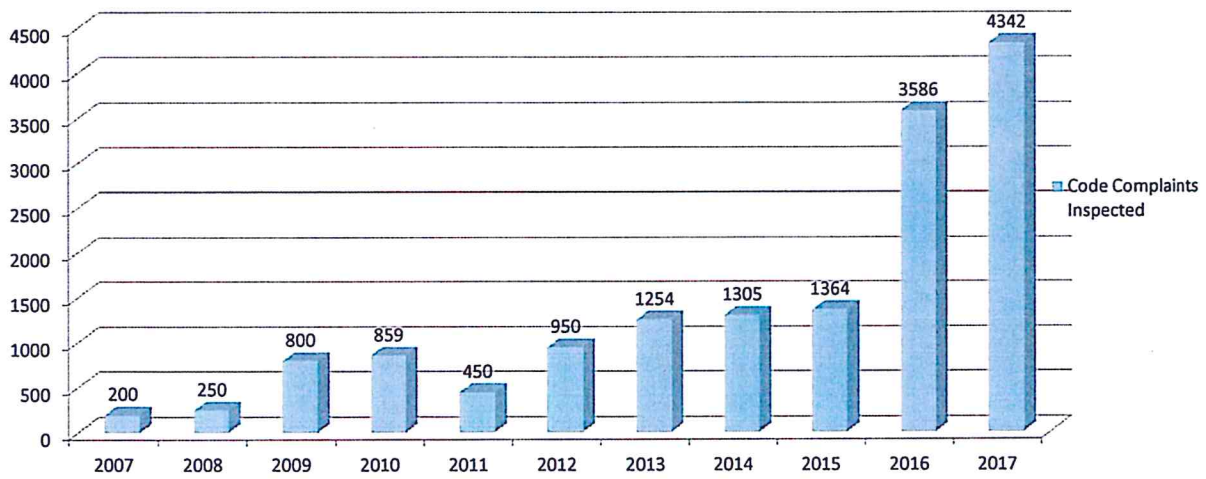


Stop Work Orders





Code Complaints Inspected



Plumbing/Sewer Permits

